



**Inspection Report**






Report No.: XYSK-140516  
 Supplier : XY-GLOBAL

Inspection Date: 18<sup>th</sup> Jun, 2014  
 Inspector: Leo

Inspection only for: PO . XYSK-140516 Item No. XY11WD017	<b>Inspection Result:</b> <b>PASS</b>
---	--

Description	Finished Q'ty	Sample Size	Defect Found	Defects Description	Acceptable Q'ty
XY11WD017	6000PCS	1% inspection	0pcs	No failure	6000pcs

<b>Appearance Inspection :</b> No failure,
<b>Dimension Inspection:</b> No failure , below measurement report for reference.
<b>Assembly Test:</b> No failure
<b>Inspection Summary</b> The inspection sample plan is 100% inspection.

Digital photo records :																																																																																																																																																																																																	
																																																																																																																																																																																																	
1. Packing	2. Product																																																																																																																																																																																																
																																																																																																																																																																																																	
3. Product	4 Product																																																																																																																																																																																																
	<table border="1"> <thead> <tr> <th colspan="8">Section 1</th> </tr> <tr> <th>Item</th> <th>Symbol</th> <th>Unit</th> <th>Min</th> <th>Max</th> <th>Min</th> <th>Max</th> <th>Min</th> </tr> </thead> <tbody> <tr> <td>1</td> <td>10.00</td> <td>mm</td> <td>9.95</td> <td>10.05</td> <td>9.95</td> <td>10.05</td> <td>9.95</td> </tr> <tr> <td>2</td> <td>10.00</td> <td>mm</td> <td>9.95</td> <td>10.05</td> <td>9.95</td> <td>10.05</td> <td>9.95</td> </tr> <tr> <td>3</td> <td>10.00</td> <td>mm</td> <td>9.95</td> <td>10.05</td> <td>9.95</td> <td>10.05</td> <td>9.95</td> </tr> <tr> <td>4</td> <td>10.00</td> <td>mm</td> <td>9.95</td> <td>10.05</td> <td>9.95</td> <td>10.05</td> <td>9.95</td> </tr> <tr> <th colspan="8">Section 2</th> </tr> <tr> <th>Item</th> <th>Symbol</th> <th>Unit</th> <th>Min</th> <th>Max</th> <th>Min</th> <th>Max</th> <th>Min</th> </tr> <tr> <td>1</td> <td>10.00</td> <td>mm</td> <td>9.95</td> <td>10.05</td> <td>9.95</td> <td>10.05</td> <td>9.95</td> </tr> <tr> <td>2</td> <td>10.00</td> <td>mm</td> <td>9.95</td> <td>10.05</td> <td>9.95</td> <td>10.05</td> <td>9.95</td> </tr> <tr> <td>3</td> <td>10.00</td> <td>mm</td> <td>9.95</td> <td>10.05</td> <td>9.95</td> <td>10.05</td> <td>9.95</td> </tr> <tr> <td>4</td> <td>10.00</td> <td>mm</td> <td>9.95</td> <td>10.05</td> <td>9.95</td> <td>10.05</td> <td>9.95</td> </tr> <tr> <th colspan="8">Section 3</th> </tr> <tr> <th>Item</th> <th>Symbol</th> <th>Unit</th> <th>Min</th> <th>Max</th> <th>Min</th> <th>Max</th> <th>Min</th> </tr> <tr> <td>1</td> <td>10.00</td> <td>mm</td> <td>9.95</td> <td>10.05</td> <td>9.95</td> <td>10.05</td> <td>9.95</td> </tr> <tr> <td>2</td> <td>10.00</td> <td>mm</td> <td>9.95</td> <td>10.05</td> <td>9.95</td> <td>10.05</td> <td>9.95</td> </tr> <tr> <td>3</td> <td>10.00</td> <td>mm</td> <td>9.95</td> <td>10.05</td> <td>9.95</td> <td>10.05</td> <td>9.95</td> </tr> <tr> <td>4</td> <td>10.00</td> <td>mm</td> <td>9.95</td> <td>10.05</td> <td>9.95</td> <td>10.05</td> <td>9.95</td> </tr> <tr> <th colspan="8">Section 4</th> </tr> <tr> <th>Item</th> <th>Symbol</th> <th>Unit</th> <th>Min</th> <th>Max</th> <th>Min</th> <th>Max</th> <th>Min</th> </tr> <tr> <td>1</td> <td>10.00</td> <td>mm</td> <td>9.95</td> <td>10.05</td> <td>9.95</td> <td>10.05</td> <td>9.95</td> </tr> <tr> <td>2</td> <td>10.00</td> <td>mm</td> <td>9.95</td> <td>10.05</td> <td>9.95</td> <td>10.05</td> <td>9.95</td> </tr> <tr> <td>3</td> <td>10.00</td> <td>mm</td> <td>9.95</td> <td>10.05</td> <td>9.95</td> <td>10.05</td> <td>9.95</td> </tr> <tr> <td>4</td> <td>10.00</td> <td>mm</td> <td>9.95</td> <td>10.05</td> <td>9.95</td> <td>10.05</td> <td>9.95</td> </tr> </tbody> </table>	Section 1								Item	Symbol	Unit	Min	Max	Min	Max	Min	1	10.00	mm	9.95	10.05	9.95	10.05	9.95	2	10.00	mm	9.95	10.05	9.95	10.05	9.95	3	10.00	mm	9.95	10.05	9.95	10.05	9.95	4	10.00	mm	9.95	10.05	9.95	10.05	9.95	Section 2								Item	Symbol	Unit	Min	Max	Min	Max	Min	1	10.00	mm	9.95	10.05	9.95	10.05	9.95	2	10.00	mm	9.95	10.05	9.95	10.05	9.95	3	10.00	mm	9.95	10.05	9.95	10.05	9.95	4	10.00	mm	9.95	10.05	9.95	10.05	9.95	Section 3								Item	Symbol	Unit	Min	Max	Min	Max	Min	1	10.00	mm	9.95	10.05	9.95	10.05	9.95	2	10.00	mm	9.95	10.05	9.95	10.05	9.95	3	10.00	mm	9.95	10.05	9.95	10.05	9.95	4	10.00	mm	9.95	10.05	9.95	10.05	9.95	Section 4								Item	Symbol	Unit	Min	Max	Min	Max	Min	1	10.00	mm	9.95	10.05	9.95	10.05	9.95	2	10.00	mm	9.95	10.05	9.95	10.05	9.95	3	10.00	mm	9.95	10.05	9.95	10.05	9.95	4	10.00	mm	9.95	10.05	9.95	10.05	9.95
Section 1																																																																																																																																																																																																	
Item	Symbol	Unit	Min	Max	Min	Max	Min																																																																																																																																																																																										
1	10.00	mm	9.95	10.05	9.95	10.05	9.95																																																																																																																																																																																										
2	10.00	mm	9.95	10.05	9.95	10.05	9.95																																																																																																																																																																																										
3	10.00	mm	9.95	10.05	9.95	10.05	9.95																																																																																																																																																																																										
4	10.00	mm	9.95	10.05	9.95	10.05	9.95																																																																																																																																																																																										
Section 2																																																																																																																																																																																																	
Item	Symbol	Unit	Min	Max	Min	Max	Min																																																																																																																																																																																										
1	10.00	mm	9.95	10.05	9.95	10.05	9.95																																																																																																																																																																																										
2	10.00	mm	9.95	10.05	9.95	10.05	9.95																																																																																																																																																																																										
3	10.00	mm	9.95	10.05	9.95	10.05	9.95																																																																																																																																																																																										
4	10.00	mm	9.95	10.05	9.95	10.05	9.95																																																																																																																																																																																										
Section 3																																																																																																																																																																																																	
Item	Symbol	Unit	Min	Max	Min	Max	Min																																																																																																																																																																																										
1	10.00	mm	9.95	10.05	9.95	10.05	9.95																																																																																																																																																																																										
2	10.00	mm	9.95	10.05	9.95	10.05	9.95																																																																																																																																																																																										
3	10.00	mm	9.95	10.05	9.95	10.05	9.95																																																																																																																																																																																										
4	10.00	mm	9.95	10.05	9.95	10.05	9.95																																																																																																																																																																																										
Section 4																																																																																																																																																																																																	
Item	Symbol	Unit	Min	Max	Min	Max	Min																																																																																																																																																																																										
1	10.00	mm	9.95	10.05	9.95	10.05	9.95																																																																																																																																																																																										
2	10.00	mm	9.95	10.05	9.95	10.05	9.95																																																																																																																																																																																										
3	10.00	mm	9.95	10.05	9.95	10.05	9.95																																																																																																																																																																																										
4	10.00	mm	9.95	10.05	9.95	10.05	9.95																																																																																																																																																																																										
5. Product:	6. Dimensions report																																																																																																																																																																																																

Products	zinc die casting manufacturer,aluminum cast manufactory ,metal castings supplier ,zinc alloy die casting part,oem carbon steel die casting part,aluminium die casting parts
Materials	Aluminum ADC12, A380 etc
Dimensions	According to customer's drawing
Surface treatment	Heat treatment, polishing, powder coating, galvanized, electroplating, spraying, and painting and so on
Packing	Wooden box, or as per the customer's requirements
Processing equipments	CNC machining center, grinding machine, milling machine, drilling machine, horizontal milling machine, chamfering machine, CNC cutting machine etc.
Measure equipment	Hardness tester, precision plug gague, gauge block, digital outside micrometer, outside micrometer, digital caliper, inside micrometer, inside dial indicator, dial vernier caliper, dial indicator, depth vernier caliper and so on
MOQ	negotiable
Precision/Tolerance	+/-0.01mm
Payment	T/T 50% deposit in advance ,50% T/T before shipment ;or others.
Business scope	CNC center machining, aluminum cast manufactory, cnc turning, grinding, tapping, mould design and processing, casting, sheet mental working etc
Application	Automation machine, medical device, industrial machine, automobile, electric appliance, and other industries, aluminum die casting parts, auto parts
Ports	ShenZhen China
Delivery	20-25 days after T/T 50% deposit
Main equipments	metal castings supplier
1.Name: Factory Price OEM aluminum die casting parts	
2.Process: Aluminum die casting, cnc machining	
3.Material: Aluminum ADC12, A380 etc	
4.Surface:Polishing, powder coated, anodized, nickle plating, chromate etc	
5.Tolerance: can reach to +/-0.01mm	
6.Quality control: 100% inspected	
7.Specification: OEM serice, strictly per drawing and samples	
8. Sample delivery time: 25-30 days, per products.	
9. Application: aluminum die casting parts,mining accessories, machinery accessoried, auto parts etc.	
10. Customer: USA,Canada, Austrial, EU etc.	
11. Certification: ISO 9001	
Our Advantage	
1. 10 years experience with ISO certified	
2. All kinds of material is available	
3. All kindls of sureface finishment is aailable	
4. High quality with competitive price	
5. Fast delivery time	
6. Sample available	
7. Have export experience to all over the world	
Our Services	
Aluminum die casting parts sample: Can supply for test	
Aluminum die casting parts packing: Standard packing	
Aluminum die casting parts certification: ISO9001	
Aluminum die casting parts quality: Strictly quality control	
Aluminum die casting parts OEM is welcomed	

[aluminum die casting mold supplier china die casting mould supplier china](#)